

Download CPW 1.0 Symbols (Microsoft Office Visio Stencil 2021) Instructions

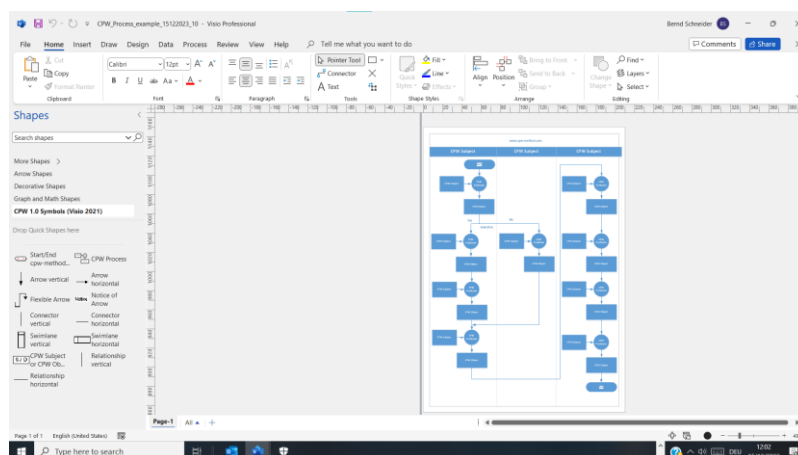
(Microsoft Office Visio Stencil ZIP 623K)

In the CPW1.0-Symbols (Visio2021).zip File you will find the following Files:

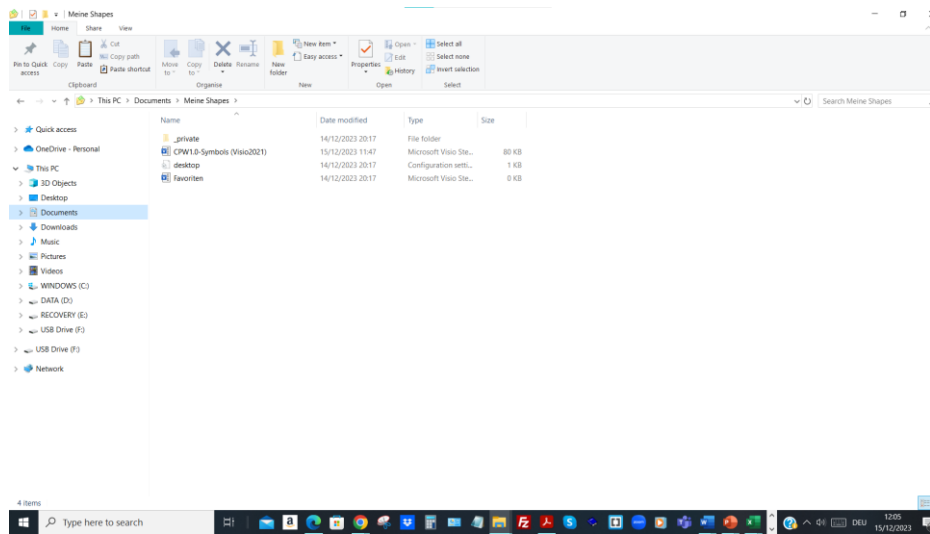
1. CPW1.0-Symbols (Visio2021).vssx -> Microsoft Office Visio Stencil for Microsoft Office Visio 2013 as .vssx file
2. CPW_Process_example_15122023_10.pdf -> Microsoft Office Visio 2021 example as PDF format
3. CPW_Process_example_15122023_10.vsdX -> Microsoft Office Visio 2021 example as vsdx file
4. CPW1.0-SymbolsVisio2021Instr10.pdf -> Instruction of the Installation of CPW1.0-Symbols (Visio2021)

Installation of the Microsoft Office Visio Stencil for Microsoft Office Visio 2021:

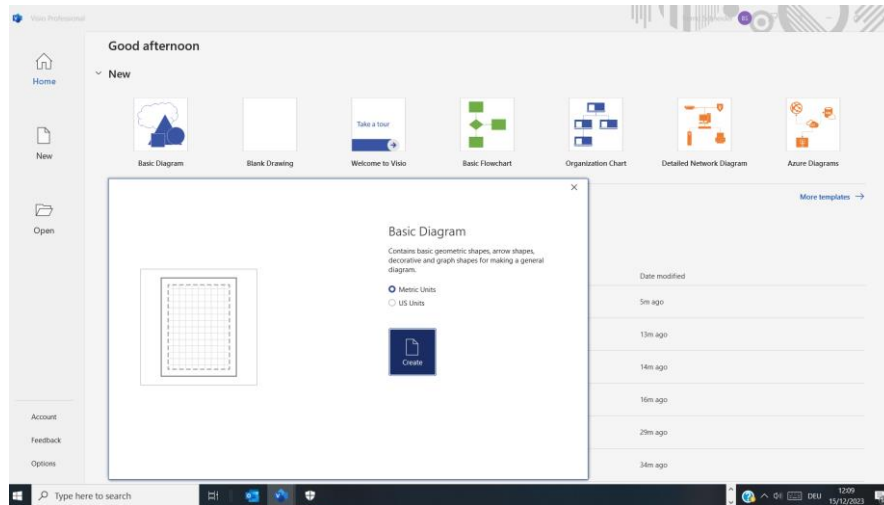
1. After download of the ZIP File please double click onto the Microsoft Office Visio 2021 example with the file CPW_Process_example_15122023_10.vsdX -> The Microsoft Office Visio 2021 example is automatic opened by Microsoft Office Visio 2021 with the CPW 1.0 Symbols.



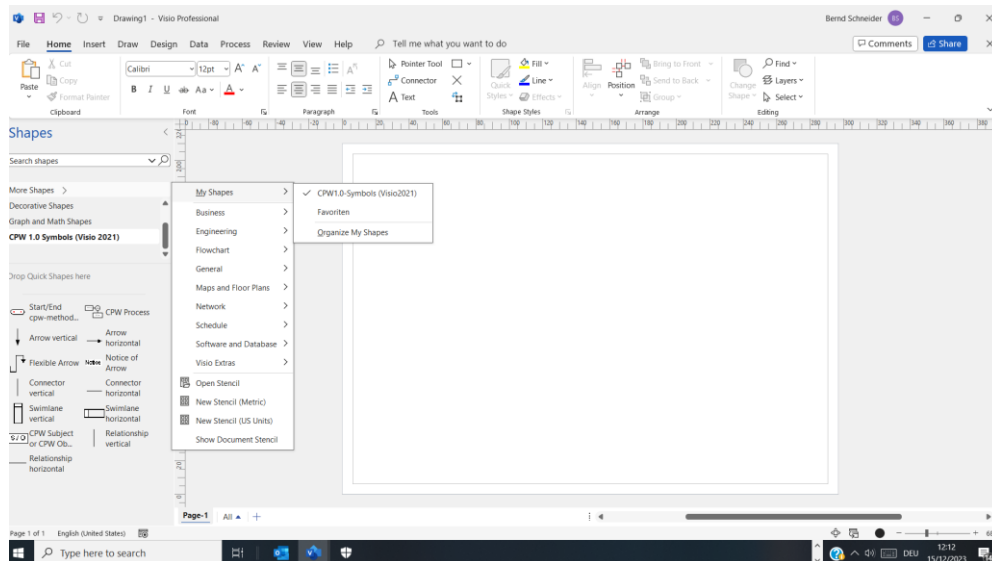
2. Copy of the CPW 1.0 Symbols with the File CPW1.0-Symbols (Visio2021).vssx in the Folder "My Shapes".



3. Please open Microsoft Office Visio 2021. Under the menu points -> -> New: Please Double Click on Icon Basic Diagrams and Icon Create



4. Please Click Under the menu points: Home -> More Shapes -> My Shapes -> CPW1.0-Symbols (Visio2021): And the CPW1.0-Symbols (Visio2021) can be opened and used for the process modeling.



5. If you have further questions please contact:

Bernd.Schneider@ICInformaticaConsulting.com

<https://www.icinformaticaconsulting.com/>